

Eagle Creek fascinates, inside and out

By Associated Designs

Since the Eagle Creek is a country cottage with a Cape Cod flavor, it's an equally good fit for construction as a vacation retreat or as a year-round dwelling. Either way, this home is delightfully intriguing to behold.

One of its most notable features is that it has living space on five levels. Entering, you step into a cluster of bright and spacious gathering spaces that flow together. This is the main floor, which is also the center floor.

A large basement is at the very lowest level. Secondary bedrooms and a bathroom are a half-flight up from the basement, and a half-flight down from the main floor. In the upper realms, the vaulted owners' suite is a half-flight up from the main floor, and the bayed observatory is the sunny crown jewel, set another half-flight higher.

You walk across an interestingly angled railed deck to reach the tiled entry, which is on one edge of the great room. A wide window bay brightens and expands the

area to the left, while a masonry fireplace boosts the warmth and light on dark days and nights.

This large space links with the sun room and dining room at the rear, both of which are vaulted. Sliding glass doors in the dining area open onto a rear deck. A raised eating bar offers partial separation between the dining room and kitchen.

Counters wrap around three sides of

the Eagle Creek's kitchen, which connects to a rear entry with a covered porch. This may be the preferred entry on rainy days. A handy powder room is just inside the door.

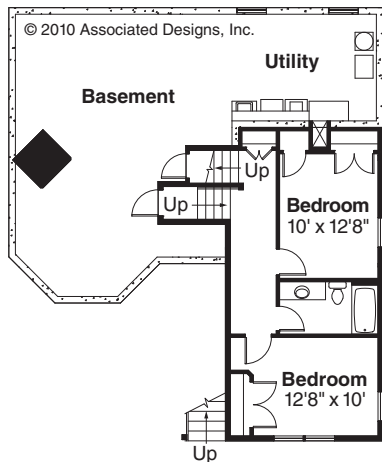
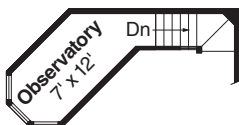
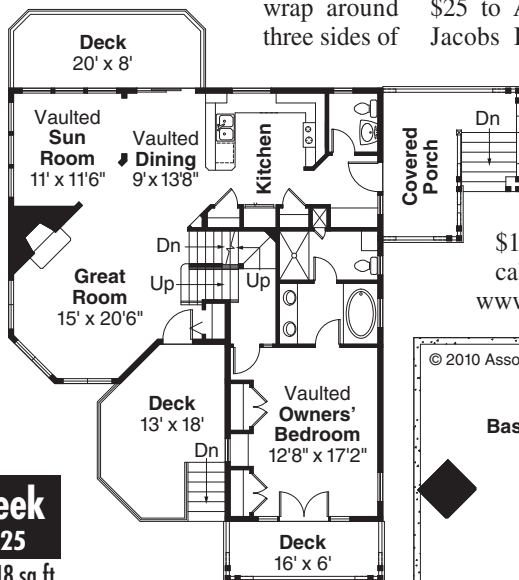
In the vaulted and well-appointed owners' suite, double doors open out onto a raised deck.

For a review plan, including scaled floor plans, elevations, section and artist's conception, send \$25 to Associated Designs, 1100 Jacobs Dr., Eugene, OR 97402.

Specify the Eagle Creek 30-725 and include a return address.

A catalog featuring more than 550 home plans is available for

\$15. For more information, call (800) 634-0123, or visit www.AssociatedDesigns.com.



Eagle Creek	
PLAN 30-725	
Main Floor	1318 sq.ft.
Lower Floor	549 sq.ft.
Observatory	116 sq.ft.
Living Area	1983 sq.ft.
Basement	769 sq.ft.
Dimensions	52' x 50'
1000 SERIES	
www.AssociatedDesigns.com	